



A better design to reduce cleaning costs

Nilfisk SR 1601 is claimed to be the most technically advanced sweeper in its category, with innovations that increase cleaning productivity whilst simplifying operating and servicing requirements. Designed for industrial applications such as heavily soiled factories, construction sites, parking etc

The dust control, for example, is outstanding, and airborne particles are controlled more effectively thanks to the DustGuard™ system. And less dust means less cleaning elsewhere. Plus the productivity is excellent, thanks to a huge 900 mm main broom, a 1600 mm wide sweeping path, and the SR 1601's all around reliability for getting the job done quickly and well.

PRODUCT FACTS

- Excellent machine manoeuvrability thanks to the power steering (STD)
- Nilfisk DustGuard™ system completely controls airborne dust to reduce cleaning time
- Free floating main broom and fine tuning knob adjustment increases productivity and performance
- MaxAccess™ system provides fast and easy access to facilitate servicing
- The strong yet lightweight rotomoulded polyethylene covers and bumpers over a steel chassis provide automobile industry quality protection
- NoTools™ system speeds main broom and side broom changing cutting down on service time

Model	SR 1601 B	SR 1601 B	SR 1601 D3	SR 1601 D3
Ref. no	13300103	13300149	13300101	13300148
Description	SWEeper SR 1601 B	SWEeper SR 1601 B MAXI	SWEeper SR 1601 D3	SWEeper SR 1601 D3 MAXI
PRODUCT FEATURES				
ADJUSTABLE SEAT	■	■	■	■
ADJUSTABLE STEERING		■		■
LEFT SIDE BROOM PPL		■		■
POWER STEERING	■	■	■	■
MISTING SYSTEM		■		■
INCL. ACCESSORIES				
33018853 BROOM MAIN CHEVRON PPL 0.5 WHITE NAVY	■	■	■	■
33017255 BROOM SIDE PPL 259X550	■	■	■	■
33019173 BROOM LEFT SIDE KIT		■		■
8-24-04139-1 FLTR PANEL ULTRA WEB CELLULOSE	■	■	■	■
33019174 STEERING ADJUSTABLE KIT		■		■
33019175 PRE MISTING SYST. 12V KIT				■
33019377 PRE MISTING SYST. 48V KIT		■		■
33019139 WHEEL SOLID KIT	■	■		




Technical specifications	SR 1601 B	SR 1601 B	SR 1601 D3	SR 1601 D3
MOTOR POWER SOURCE	Battery 48V	Battery 48V	Diesel, 3cyl. 16.3 kW/26HP	Diesel, 3cyl. 16.3 kW/26HP
MOTORBRAND	-	-	Kubota	Kubota
MOTOR TYPE	-	-	D1105	D1105
MAX SPEED (KM/H)	8	8	12	12
SOUND PRESSURE LEVEL (dB(A))	69.5	69.5	69.5	69.5
PRODUCTIVITY RATE THEORETICAL/ ACTUAL (M ² /H)	10000/7000	13000/9000	15000/10000	19200/13400
WORKING WIDTH (MM)	900	900	900	900
WORKING WIDTH W/RIGHT SIDE BROOM (MM)	1250	1250	1250	1250
WORKING WIDTH W/2 SIDE BROOMS (MM)	1600	1600	1600	1600
MIN. TURN-AROUND AISLE WIDTH (CM)	306	306	306	306
MAX CLIMBING RATE (%)	20	20	25	25
FUEL TANK (L)	-	-	35	35
FUEL CONSUMPTION (L/H)	-	-	3.5	3.5
HOPPER VOLUME (L)	315	315	315	315
MAX DUMPING HEIGHT (CM)	159	159	159	159
MAX DUMPING WEIGHT (KG)	363	363	363	363
MAIN FILTER AREA (M ²)	10	10	10	10
MAIN BROOM SPEED (RPM)	540	540	540	540
MAIN BROOM (MM)	900x310	900x310	900x310	900x310
SIDE BROOM DIAMETER (MM)	550	550	550	550
LENGTH X WIDTH X HEIGHT (CM)	222x132x146	222x132x146	222x132x146	222x132x146
BATTERY COMPARTMENT SIZE (LXWXH) (MM)	850x300x650 & 480x280x630	850x300x650 & 480x280x630	-	-
WEIGHT (KG)	1220	1255	945	980



Model	SR 1601 P3	SR 1601 LPG3	SR 1601 LPG3
Ref. no	13300104	13300105	13300161
Description	SWEeper SR 1601 P3	SWEeper SR 1601 LPG3	SWEeper SR 1601 LPG3 MAXI
PRODUCT FEATURES			
ADJUSTABLE SEAT	■	■	■
ADJUSTABLE STEERING			■
LEFT SIDE BROOM PPL			■
POWER STEERING	■	■	■
MISTING SYSTEM			■



INCL. ACCESSORIES





33018853 BROOM MAIN CHEVRON PPL 0.5 WHITE NAVY	■	■	■
33017255 BROOM SIDE PPL 259X550	■	■	■
33019173 BROOM LEFT SIDE KIT			■
8-24-04139-1 FLTR PANEL ULTRA WEB CELLULOSE	■	■	■
33019174 STEERING ADJUSTABLE KIT			■
33019175 PRE MISTING SYST. 12V KIT			■
33019377 PRE MISTING SYST. 48V KIT			■
33019139 WHEEL SOLID KIT			■

Technical specifications	SR 1601 P3	SR 1601 LPG3	SR 1601 LPG3
MOTOR POWER SOURCE	Gasoline, 3cyl. 20 kW/26.8HP	Gasoline, 3cyl. 20 kW/26.8HP	Gasoline, 3cyl. 20 kW/26.8HP
MOTORBRAND	Kubota	Kubota	Kubota
MOTOR TYPE	WG 972	DF 972	DF 972
MAX SPEED (KM/H)	12	12	12
SOUND PRESSURE LEVEL (dB(A))	69.5	69.5	69.5
PRODUCTIVITY RATE THEORETICAL/ ACTUAL (M ² /H)	15000/10000	15000/10000	19200/13400
WORKING WIDTH (MM)	900	900	900
WORKING WIDTH W/RIGHT SIDE BROOM (MM)	1250	1250	1250
WORKING WIDTH W/2 SIDE BROOMS (MM)	1600	1600	1600
MIN. TURN-AROUND AISLE WIDTH (CM)	306	306	306
MAX CLIMBING RATE (%)	25	25	25
FUEL TANK (L)	35	-	-
FUEL CONSUMPTION (L/H)	3.5	-	-
HOPPER VOLUME (L)	315	315	315
MAX DUMPING HEIGHT (CM)	159	159	159
MAX DUMPING WEIGHT (KG)	363	363	363
MAIN FILTER AREA (M ²)	10	10	10
MAIN BROOM SPEED (RPM)	540	540	540
MAIN BROOM (MM)	900x310	900x310	900x310
SIDE BROOM DIAMETER (MM)	550	550	550
LENGTH X WIDTH X HEIGHT (CM)	222x132x146	222x132x146	222x132x146
BATTERY COMPARTMENT SIZE (LXWXH) (MM)	-	-	-
WEIGHT (KG)	945	945	980

Accessories	Ref. no	Min. required	SR 1601 B	SR 1601 D3
Batteries and Chargers				
	BATT.48V-375Ah WET 2 TRAY W/BFS	80562010	1	■
	CHARGER 48V-50A HF CPL-SB350B 3PHASE	80562030	1	■
Broom cyl.				
	BROOM MAIN CHEVRON NYLON 1.2	33018852	1	
	BROOM MAIN CHEVRON PPL 0.5 WHITE NAVY	33018853	1	■
	BROOM MAIN CHEVRON PPL 0.5 WHITE NAVY/ST	33018854	1	■
	BROOM MAIN CHEVRON UNION MIX	33018855	1	■
	BROOM MAIN SPIRAL NYLON 1.2	33018856	1	■
	BROOM MAIN SPIRAL PPL 0.5WHITE NAVY	33018857	1	■
	BROOM MAIN SPIRAL PPL 0.5WHITE NAVY/STEE	33018858	1	■
	BROOM MAIN SPIRAL UNION MIX	33018859	1	■
Side brush				
	BROOM SIDE PPL 259X550	33017255	1	■
	BROOM SIDE PPL 1.5/STEEL 0.35	33018889	1	■
	BROOM SIDE NYLON 0.5	33018890	1	■
	BROOM LEFT SIDE KIT	33019173	1	■

	Filters				
	FILTER POCKET 12V KIT	33019176	1		■
	FILTER POCKET 48V KIT	33019177	1	■	
	POCKET FILTER WATER RESISTANT	56507740	1	■	■
	FLTR PANEL ULTRA WEB CELLULOSE	8-24-04139-1	1	■	■
FLTR PANEL ULTRA WEB WATER RES	8-24-04139-2	1	■	■	
	Assembly				
	GUARD OVERHEAD KIT	33019171	1	■	■
	STEERING ADJUSTABLE KIT	33019174	1	■	■
	PRE MISTING SYST. 12V KIT	33019175	1		■
	PRE MISTING SYST. 48V KIT	33019377	1	■	
	BELT SEAT KIT	33019554	1	■	■
	ARM REST RIGHT KIT	33019556	1	■	■
	LIGHT FRONT 12V KIT	33019558	1		■
	LIGHT FRONT 48V KIT	33019560	1	■	
	GUARD REAR BUMPER KIT	33019572	1	■	■
	METAL LINER HOPPER KIT	33019573	1	■	■
	BACKUP ALARM KIT	33019574	1	■	■
	HOPPER TEMP SENSOR KIT	56507029	1	■	■
	RAISED INTAKE FILTER FOR OHG	56507041	1	■	■
	Others				
	WHEEL SOLID KIT	33019139	1	■	■
	WHEEL SOLID NO MARKING KIT	33019172	1	■	■
	MAT FLOOR KIT	33019570	1	■	■
	FIRE EXTINGUISHER KIT	56507027	1	■	■
	RAISED INTAKE FILTER NO OHG	56507033	1	■	■
	AMBER STROBE NO OHG	56507038	1	■	■
	AMBER STROBE FOR OHG	56507039	1	■	■
	SUSPENSION SEAT KIT	56507040	1	■	■
MIRROR KIT FOR CAB AND OHG	56508663	1	■	■	

Accessories	Ref. no	Min. required	SR 1601 P3	SR 1601 LPG3	
	Batteries and Chargers				
	BATT.48V-375Ah WET 2 TRAY W/BFS	80562010	1		
	CHARGER 48V-50A HF CPL-SB350B 3PHASE	80562030	1		
	Broom cyl.				
	BROOM MAIN CHEVRON NYLON 1.2	33018852	1		
	BROOM MAIN CHEVRON PPL 0.5 WHITE NAVY	33018853	1	■	■
	BROOM MAIN CHEVRON PPL 0.5 WHITE NAVY/ST	33018854	1	■	■
	BROOM MAIN CHEVRON UNION MIX	33018855	1	■	■
	BROOM MAIN SPIRAL NYLON 1.2	33018856	1	■	■
	BROOM MAIN SPIRAL PPL 0.5WHITE NAVY	33018857	1	■	■
	BROOM MAIN SPIRAL PPL 0.5WHITE NAVY/STEE	33018858	1	■	■
BROOM MAIN SPIRAL UNION MIX	33018859	1	■	■	
	Side brush				
	BROOM SIDE PPL 259X550	33017255	1	■	■
	BROOM SIDE PPL 1.5/STEEL 0.35	33018889	1		

				■	■
	BROOM SIDE NYLON 0.5	33018890	1	■	■
	BROOM LEFT SIDE KIT	33019173	1	■	■
	Filters				
	FILTER POCKET 12V KIT	33019176	1	■	■
	FILTER POCKET 48V KIT	33019177	1		
	POCKET FILTER WATER RESISTANT	56507740	1	■	■
	FLTR PANEL ULTRA WEB CELLULOSE	8-24-04139-1	1	■	■
	FLTR PANEL ULTRA WEB WATER RES	8-24-04139-2	1	■	■
	Assembly				
	GUARD OVERHEAD KIT	33019171	1	■	■
	STEERING ADJUSTABLE KIT	33019174	1	■	■
	PRE MISTING SYST. 12V KIT	33019175	1	■	■
	PRE MISTING SYST. 48V KIT	33019377	1		
	BELT SEAT KIT	33019554	1	■	■
	ARM REST RIGHT KIT	33019556	1	■	■
	LIGHT FRONT 12V KIT	33019558	1	■	■
	LIGHT FRONT 48V KIT	33019560	1		
	GUARD REAR BUMPER KIT	33019572	1	■	■
	METAL LINER HOPPER KIT	33019573	1	■	■
	BACKUP ALARM KIT	33019574	1	■	■
	HOPPER TEMP SENSOR KIT	56507029	1	■	■
	RAISED INTAKE FILTER FOR OHG	56507041	1	■	■
	Others				
	WHEEL SOLID KIT	33019139	1	■	■
	WHEEL SOLID NO MARKING KIT	33019172	1	■	■
	MAT FLOOR KIT	33019570	1	■	■
	FIRE EXTINGUISHER KIT	56507027	1	■	■
	RAISED INTAKE FILTER NO OHG	56507033	1	■	■
	AMBER STROBE NO OHG	56507038	1	■	■
	AMBER STROBE FOR OHG	56507039	1	■	■
	SUSPENSION SEAT KIT	56507040	1	■	■
MIRROR KIT FOR CAB AND OHG	56508663	1	■	■	